



1:48
 AIR MASTER SERIES
 AM-48-062

MIG-21 BIS
 (FISHBED L / N)
 PITOT TUBE


MIG-21 BIS - RURKA PITOTA

SET INCLUDES
 ZESTAW ZAWIERA

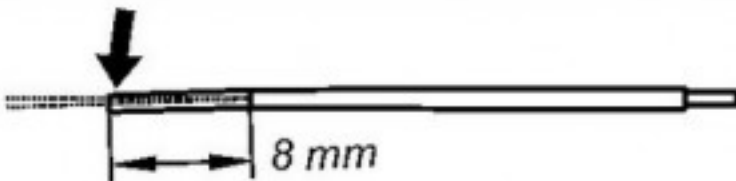


Set prepared with
 invaluable help of
 Mr Gábor Szekeres
 (Hungary)

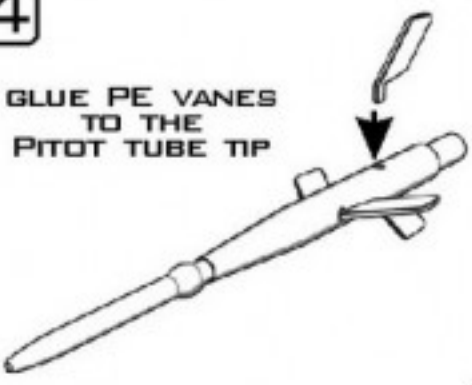
ASSEMBLY INSTRUCTION
 INSTRUKCJA MONTAŻU

1 CUT PLASTIC PART HERE  **2** DRILL PROPER HOLE AND GLUE TO THE FUSELAGE 

$\Phi 0,8 \text{ mm}$

3 LIGHTLY BEND PITOT BOOM AS SHOWN 

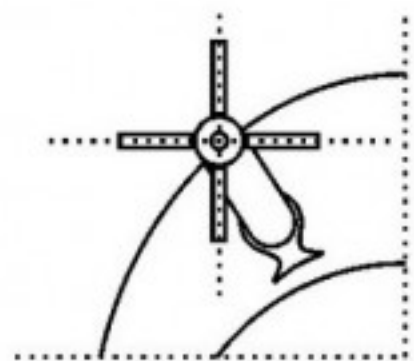
8 mm

4 GLUE PE VANES TO THE PITOT TUBE TIP 

5 WE ADVISE TO KEEP FOLLOWING ASSEMBLY ORDER:

1. GLUE PITOT BOOM TO THE FUSELAGE USING CA GLUE
2. ADD ASSEMBLED TIP WITH PE VANES AT THE VERY END OF YOUR BUILD TO AVOID ACCIDENTALY DAMAGE

TO HAVE ENOUGH TIME FOR SETTING CORRECT GEOMETRY USE VARNISH OR WHITE GLUE

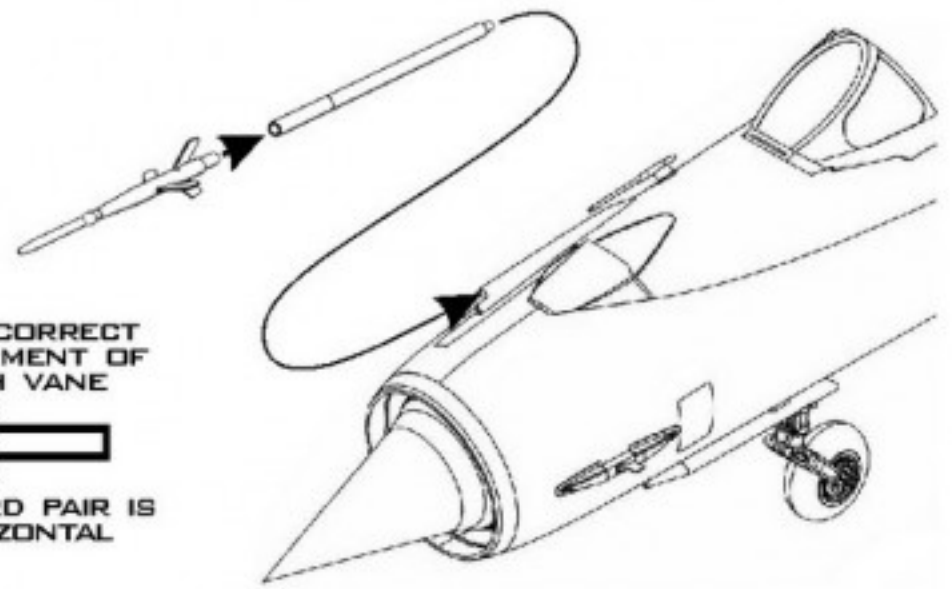


FRONT VIEW

NOTE CORRECT ATTACHMENT OF EACH VANE



FORWARD PAIR IS HORIZONTAL



6 PAINTING SCHEME 

CHROME METAL MATT ALUMINUM (INCL. VANES) CAMOUFLAGE COLOUR



WWW.MASTER-MODEL.PL
 © COPYRIGHT 2012, MASTER - PIOTR CZERKASOW
 DESIGNED AND PRODUCED IN POLAND