




**NORTHWEST**  
*Orient*  
**AIRLINES**

Flying Colors  
FC44-020  
NORTHWEST STRATOCRUISER

# Classic Series...

Northwest Stratocruiser for the Minicraft 1/144 Scale Kit

1951 International Service Scheme, used for most of aircraft's life.



Northwest Airlines began service with the Boeing B-377 Stratocruiser on August 1, 1949. NWA operated a fleet of 10 on Pacific and U.S. routes, and was the only airline to operate extensive domestic services with the type. NWA offered the first airline cocktail service within the Continental U.S. in 1949 on board the Stratocruiser, and later offered airborne fashion shows on "Strato Fashion Flights" between Minneapolis and Chicago. In the late 50's Northwest experimented with radio-phones on Stratocruisers, and in 1959 equipped one aircraft with an electric organ for passenger entertainment. The NWA Stratocruisers remained extremely popular with passengers right up to the last NWA service, and the last Stratocruiser flights on any major airline, on September 15, 1960. Beyond any doubt, the Stratocruisers of Northwest Orient Airlines were a high point of 1950's airline style.



**NOTE**  
Red not parallel to blue stripe.  
(applies to all schemes)

707  
Fwd nose gear door

N74601	701	Manila
N74602	702	Mpls-St. Paul Seattle-Tacoma
N74603	703	Chicago, New York, Seattle-Tacoma
N74604	704	New York, Detroit
N74605	705	Chicago, Newark
N74606	706	Washington
N74607	707	Honolulu, Rudolph with the Radar Nose
N74608	708	Tokyo
N74609	709	Alaska, Portland
N74610	710	Orient Express, Formosa, Shanghai

Final version: Not shown here, but can be easily created from the first drawing above.

- 1) Remove flag from tail. Rest of tail stays the same.
- 2) Blue stripe should have only "Northwest" titles and small fleet number at rear. Compass removed as well.
- 3) Red, white, flags, and reg #s removed from wings. Wings should be completely bare, top and bottom.

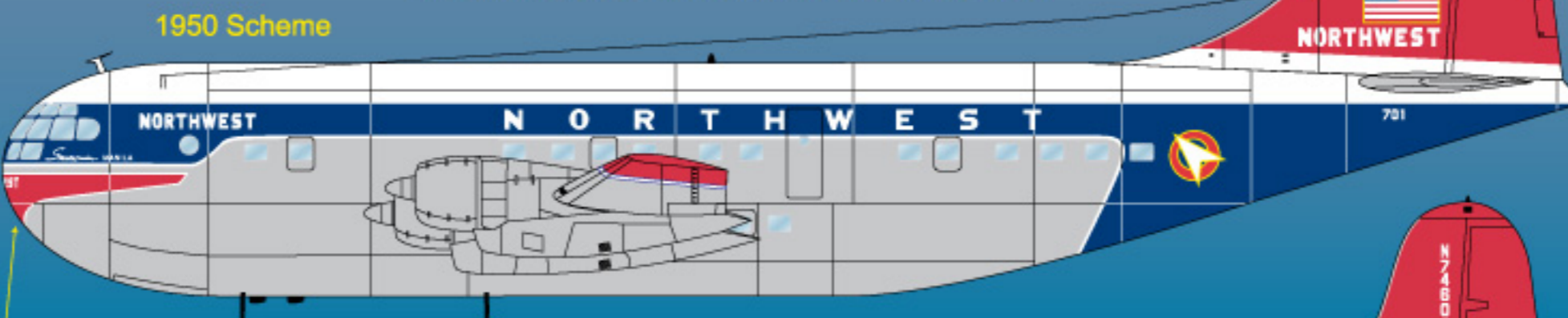
 Bare Metal  
 Boeing 707 Gray



"Rudolph" N74607, first company Stratocruiser to be fitted with radar, 1957. Use red piece on left side of sheet. Rest of aircraft like the 1950 scheme shown above.

All parts on "B" sheet are optional and should be placed \*under\* parts from main sheet.

A BIG thank you to Mr. Bob Friskney for his kind and great help on this sheet!



Door outlines are optional, but may be a good idea as the Minicraft kit lacks them. They have been printed extremely thin, as to just give a hint of where the doors should be. They were not outlined on the actual aircraft.

