



JUGOSLOVANSKA POSODOBITEV SAMOVOZNEGA TOPA M36 JACKSON

US M36 JACKSON TANK DESTROYER (YUGOSLAV CONVERSION)



**PRED SESTAVLJANJEM MAKETE, NATANČNO PREBERI TO NAVODILO
PRECISELY STUDY THIS INSTRUCTION BEFORE ASSEMBLY THE MODEL**

»Triglav model« je zaščitni znak serije maket izdelanih v različnih merilih in iz različnih materialov, ki bodo predstavljali izdelke vojaške in ostalih industrij bivše Jugoslavije.

Prvemu izdelku firme, oklepem transporterju M-60P, ki je proizvod vojaške industrije bivše Jugoslavije iz začetka 60-ih let sledijo ostale. V vašem kompletu se nahaja jugoslovanska posodobitev ameriškega samovoznega protiklepnega topa M36 Jackson.

Če ugotovite da so v paketu manjkajoči ali slabo odliti deli, nam prosim sporočite in poslali vam bomo nove.

Izdelal: TRIGLAV MODEL, Slovenija

Domača stran: ***www.triglav-model.simplesite.com***

OPOZORILO!

Model je namenjen izkušenim modelarjem, starejšim od 14 let!

Model hraniti izven dosega majhnih otrok. Lepilo in barve uporabljajte samo v dobro zračenem prostoru in nikakor ne poleg odprtega ognja. Pred sestavljanjem natančno preberite navodila. Dele odstranite z ostrim nožem. Odstranite tudi ves odvečni material. S kovinskimi jedkanimi deli ravnajte pazljivo saj so zelo ostri. Majhne dele pobarvajte, ko so še na okvirjih.

»Triglav model' is a trademark of series of model kits which will represent various products of Yugoslav military industry and will vary in scale and materials.

Company very first product was the M-60P armored personnel carrier. The M-60P was manufactured in early sixties in Yugoslavia. Here in your box is one of the next Triglav Model products, US tank destroyer M36 Jackson – Yugoslav conversion.

If in the box are some missing, or unwell cast resin parts, please let us know and we will send you the new one.

Produced by: TRIGLAV MODEL, Slovenia

Home page: ***www.triglav-model.simplesite.com***

ATTENTION!

This model is for adult and experienced modelers of 14 years of age and older!

Keep the model away from small children to avoid choking hazard. Glue and paint should be used in well ventilated room and away from the open flame.

Study the instructions carefully prior to assembly. Remove parts from frame using a sharp knife and cut away all excess material. Photoetched parts are sharp so be careful when working with them. Small parts should be colored before cutting them away from the frame.

JUGOSLOVANSKA POSODOBITEV AMERIŠKEGA SAMOVOZNEGA TOPA M36 JACKSON

Bivša Jugoslavija je v okviru programa ameriške pomoči dobila tudi 399 samovoznih topov M36B1 in M36B2, ki pa so bili pred predajo posodobljeni s topom M3A2, kalibra 90 mm. V jugoslovanski vojski so bili M36 razporejeni v artilerijske protioklepne divizione.

Vojaška industrija bivše Jugoslavije se je v sedemdesetih letih lotila popolne posodobitve M36, ki je vsebovala:

- Originalni bencinski motor so zamenjali z 12-valjnim dizelskim motorjem izdelanim za tanke T-54/55. Zaradi večjih razsežnosti motorja so morali za vgradnjo izrezati iz zadnje plošče vozila štirioglato odprtino ter nanjo navariti oklepno ohišje s pokrovom.
- Na levi strani zadnje plošče so izpeljali izpuh za grelec motorja. Za umestitev hladilnega sistema je bilo ravno tako potrebno odrezati del zadnje zgornje plošče vozila.
- Zaradi manjšega prostora v motornem oddelku vozila so posebno izdelali dva čistilca zraka valjaste oblike, ki sta nameščena levo in desno od motorja. Izdelali so tudi nov filter za olje, ki je imel vodno ogrevanje preko spiralne cevi, namenjeno za zagrevanje olja pred vžigom motorja v zimskem času.
- Vgradili so nov protipožarni sistem, katerega senzorji so razmeščeni po celem vozilu.
- Sredstva za zvezo so zamenjali z jugoslovansko radijsko napravo RUT-1 in s sistemom za notranjo zvezo UMR, radijsko anteno pa so namestili na prednjem delu desne zgornje bočne plošče vozila.
- V vozilu so zamenjali tudi celotno električno napeljavo. Namesto originalnih majhnih žarometov so postavili večje in jih zaščitili s širokimi oklepnimi ploščami.

Med vojno v bivši Jugoslaviji so samovozne topove M36B1 in M36B2 imele več ali manj vse sprte strani. Ko je bivša JLA zapustila Slovenijo je tu pustila tudi določeno število M36, ki so bili do leta 2000 razporejeni ob slovenski obali kot obalna artilerija, kasneje pa je vozila sprejel Vojaški muzej, en primerek pa so poslali tudi v Park vojaške zgodovine v Pivki.

US TANK DESTROYER M36 JACKSON – YUGOSLAV CONVERSION

As part of after World War II assistance, ex-Yugoslavia got from USA also 399 tank destroyers M36B1 and M36B2. The M36 were, before delivery, upgraded with the 90 mm M3A2 cannon. All of the M36 were in YPA (Yugoslav People Army) disposed to antitank artillery units. In the 1970's the Yugoslav military industry started complete modernisation of the M36, which included:

The original petrol engine was replaced with the 12-valve diesel engine originally produced for the T-54/55 tanks. Due to bigger engine a rectangular hole had to be cut out from the back panel of the vehicle and additional armoured housing had to be welded around. On the left side of the engine additional engine heater exhaust was added. To allow integration of the cooling system the back low panel of the vehicle had to be cut out and reworked.

Due to the reduced space in engine compartment, two cylindrical air filters were developed and placed on left and right side of the engine. Also new oil filter was developed. The oil filter had water heating system via spiral pipes and served as engine oil preheating in the winter time.

Completely new firefighting system was built in, with sensors located in all parts of the vehicle.

The communication equipment was replaced with Yugoslav radio device RUT-1 and internal vehicle communication was replaced with the Yugoslav UMR.

Entire vehicle electricity wiring was redone and upgraded. Original small headlights were replaced with bigger ones and protected with armour plates.


During the civil war in the ex-Yugoslavia all sides had the M36. When YPA left Slovenia, certain number of M36 were left behind. All of the M36 were located along Slovenian coast as coastal artillery until the year 2000. In the year 2000 all of the vehicles were donated to the Military museum and one piece was donated also to the "Park vojaške zgodovine" in Pivka.

SPISEK DELOV – LIST OF PARTS

RESIN DELI			RESIN PARTS		
ŠT.	DEL	KOS	NO	PART	PC
1	Glavni žaromet	2	1	Main headlamp	2
2	Infra rdeči žaromet	2	2	Infra red lamp	2
3	Pozicijska luč	2	3	Position lamp	2
4	Maskirni žaromet	1	4	Mask lamp	1
5	Kovinsko ohišje	1	5	Metal box	1
6	Debelejša žica	1	6	Thick wire	1
7	Tanjša žica	1	7	Thin wire	1
8	Cev topa	1	8	Gun Barrel	1
DODATKI			ADDITION PARTS		
A	Navodilo za sestavljanje	1	A	Assembly instruction	1
B	Nalepke	1	B	Decals	1
C	Jedkani deli	1	C	Photoetched parts	1
JEDKANI DELI			PHOTOETCHED PARTS		
J1	Zaščita luči	2	J1	Lamp protector	2
J2	Desni nosilec luči	1	J2	Right lamp holder	1
J3	Levi nosilec luči	1	J3	Left lamp holder	1
J4	Pregrade med lučmi	4	J4	Lamp barrier	4
J5	Prstan izpuha grelca	1	J5	Heater exhaust ring	1
J6	Pokrov izpuha grelca	1	J6	Heater exhaust cover	1




M36/YU EXTERNAL PARTICULARITIES



NO GAS BRAKE ON THE BARREL

NEW LAMPS WITH METAL PROTECTION







ENGINE HEATER EXHAUST HOLE, WITH COVER



METAL BOX ADDITION FOR DIESEL ENGINE JUT PART

REAR LOWER PLATE IS CUTTED, TO ACCOMODATE DIESEL ENGINE RADIATOR (same width like the lower part of hull)



EXHAUST LATTICE ARE DISPLACED UP






YUGOSLAV PEOPLE ARMY COLOR



Slovenian Armed Forces color scheme



TERITORIJALNA OBRAMBA (SLOVENIAN TERRITORIAL DEFENCE) COLOR SCHEME (unofficial)

